

**602406 (E4HCEEOS)**

Plug-in Induction Wok, squared, 3500W

Main Features

- Automatic pan detection to transfer power only when pan is present.
- High impact, heavy duty glass-ceramic wok bowl for durability and easy cleaning.
- Plug in unit designed for table top installations.
- Safety first. Visual message displayed when the hob is still hot to prevent injuries.
- Power level settings from 1 to 20.
- Glass control panel with capacitive touches for intuitive operations and easy cleaning.
- Digital display with LED indicators for enhanced visibility.
- Self-diagnostics: an error code is displayed (Fxxx) in case of dysfunction.

Construction

- IP23 protection index.
- Cord and plug included.
- Induction air filters easy to clean and remove for about weekly cleaning. Dishwasher safe.
- One induction wok shaped bowl 4mm thick.

Sustainability

- Rapid heat transfer directly to the pan, no heat is dispersed into the environment
- This model is compliant with Swiss Energy Efficiency Ordinance (730.02).

Optional Accessories

| PNC Code | Description |
|----------------------|--|
| Pots and pans | |
| 911000 | Stainless steel wok pan, design in line with wok cuvette |
| 911003 | Non-stick wok pan, design in line with wok cuvette |



Recommended Detergents

| PNC Code | Description |
|----------|---|
| OS2881 | S01 STAINLESS STEEL SURFACE POLISHER; 6 BOTTLES X 750ML C/T |
| OS2882 | S02 Degreaser for ovens and SpeedDelight. Specific for cleaning the cooking chambers of GourmeXpress and SpeeDelight. Active up to a maximum of 50°C Complete with spray bottle Pack of 6 750ml bottles |
| OS2883 | S03 ALCOHOL BASE DETERGENT; 6 BOTTLES X 750ML; ADR&IMDG&IATA Limited Quantity |
| OS2884 | S04 GLASSES & HARD SURFACES CLEANERS; 6 BOTTLES X 750ML |



Technical specifications

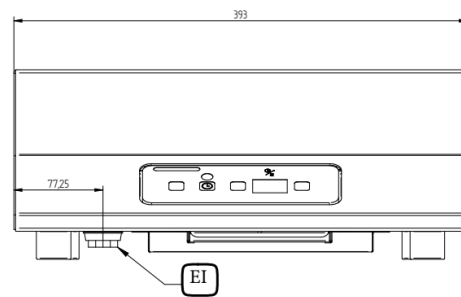
Electric

| | |
|---------------------------------|--------------------------|
| Supply voltage: | 220-240 V/1N ph/50/60 Hz |
| Total Watts: | 3.5 kW |
| Plug type: | CE-SCHUKO |
| Minimum Circuit Ampacity (MCA): | 16A |

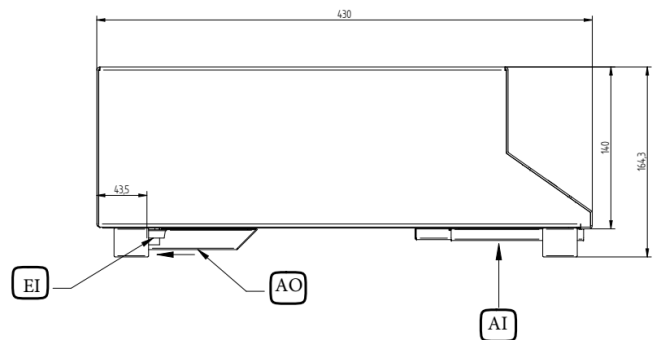
Key Information:

| | |
|------------------------------|--------|
| External dimensions, Width: | 393 mm |
| External dimensions, Depth: | 430 mm |
| External dimensions, Height: | 165 mm |
| Net weight: | 10 kg |

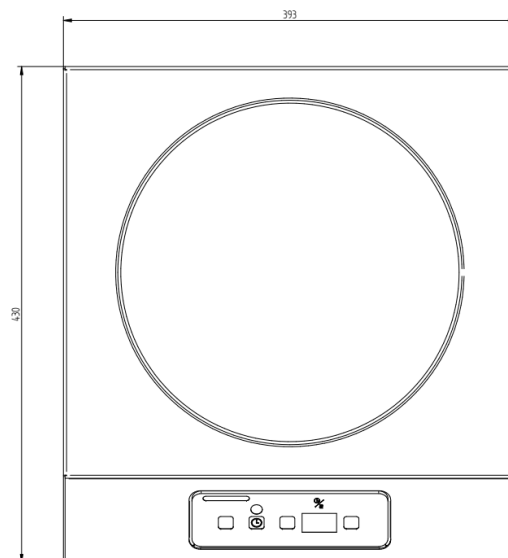
Front



Side



Top



EI = Electrical inlet (power)

EO = Electrical Outlet



Find out more:
ISO Certificates
[Electrolux Professional Recognitions](#)

The company reserves the right to make modifications to the products without prior notice. All information correct at time of printing.

2026/05/25

3/3